

SERVO MOTOR ACM602V36-01-2500



FEATURES:

- Brushless construction
- 60mm frame size,
- 36 VDC rated voltage,
- 200 W rated power
- 10000 CPR (2500-line) incremental encoder with A, B, indexing signals
- 0.64 Nm (90 oz-in) rated torque / 1.91 Nm (270 oz-in) peak
- 3000 min⁻¹ rated speed / 3500 min⁻¹ peak
- Standard cabling options to ACS series servo drives

DESCRIPTION:

The ACM602V36-01-2500 is a 200 W brushless AC servo motor with 10.000 PPR (2.500 line) optical incremental encoder, 3.000 min⁻¹ continuous speed and 3.500 min⁻¹ Peak. When driven by Leadshine ACS series servo drives, this servo motor runs very smoothly between 1 min⁻¹ to 3.500 min⁻¹ quietly at very high precision. It has been implemented in hundreds of industrial OEM applications around the world.

GENERAL SPECIFICATIONS:

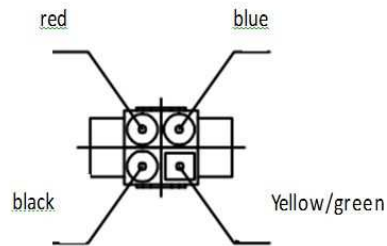
	ACM602V36-01-2500	
Rated Voltage (V)	36	
Rated Power (W)	200	
Rated Torque (Nm)	0.64	
Max. Torque (Nm)	1.91	
Rated Speed (min ⁻¹)	3000	
Max. Speed (min ⁻¹)	3500	
Rated Current (A)	7.6	
Max. Current (A)	22	
Torque Constant (Nm/A)	0.0918	
Back EMF constant (V/min ⁻¹)	3.213x10 ⁻³	
Resistance (Ω)	0.60	
Inductance (mH)	0.335	
Inertia (kg*m ² *10 ⁻⁴)	0.45	
Allowable Radial Load (N)	245	
Allowable Axial Load (N)	68	
Weight (kg)	1.37	
Ambient Operating Temperature (°C)	0 to 40	
Encoder (lines / Rev.)	2500	

SERVO MOTOR ACM602V36-01-2500

CONNECTION:

Motor connector:

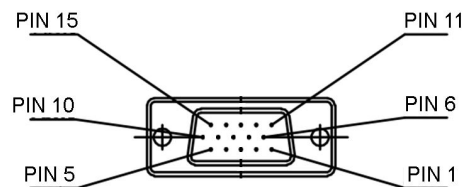
Female housing JST ELR-04NV with male pin SLM-41T-P1.3E;
 Opposite side = male housing JST ELP-04NV with female pin SLF-41T-P1.3E



(view to mating face of connector)

	Wire color	
Motor Phase U	Red	
Motor Phase V	Blue	
Motor Phase W	Black	
Shield / Motor Case	Yellow	

Encoder connector: (D-Sub 15 male)

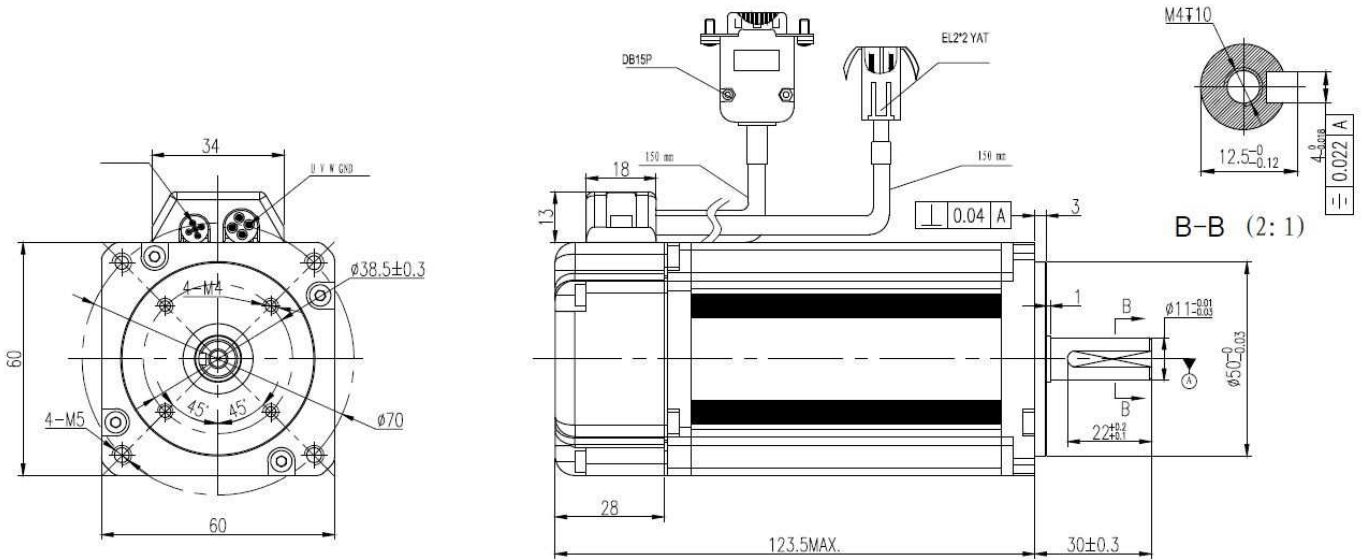


(view to mating face of connector)

Pin	Signal	Description
1	EA+	Encoder channel A+
2	EB+	Encoder channel B+
3	EGND	Signal ground
4	HallW+	Hall sensor W+
5	HallU+	Hall sensor U+
6	FG	Ground terminal for shield
7	EZ+	Encoder channel Z+
8	EZ-	Encoder channel Z-
9	HallV+	Hall sensor V+
10	HallV-	Hall sensor V-
11	EA-	Encoder channel A-
12	EB-	Encoder channel B-
13	VCC	+5V @ 100 mA max.
14	HallW-	Hall sensor W-
15	HallU-	Hall sensor U-

SERVO MOTOR ACM602V36-01-2500

MECHANICAL SPECIFICATION:



TORQUE-SPEED CURVE:

ACM602V36

