

HYBRID STEPPER MOTOR 573S20-EC



FEATURES:

- 3-phase hybrid stepper motor
- 1000-lines/Rev. encoder
- Standard NEMA 23 dimensions
- High torque design

The 573S20-EC three-phase stepper motor with encoder feedback is designed to work with Leadshine hybrid servo drive HBS57 in the hybrid servo control system.

GENERAL SPECIFICATIONS:


573S20-EC-1000	
Step Angle (Degree)	1.2
Holding Torque (N.m)	2.0
Phase Current (A)	5.8
Phase Resistance (Ohm)	0.62
Phase Inductance (mH)	1.85
Inertia (g.cm ²)	580
Weight (Kg)	1.3
Encoder (lines / Rev.)	1000

Encoder Specifications:

Parameter	Min	Typical	Max	Unit
Operating Temperature	-40	-	100	°C
Supply Voltage	4.5	5	5.5	VDC
Output Current per Channel	-1	-	5	mA
Low Level Output Voltage	-	-	0.4	VDC
High Level Output Voltage	2.4	-	-	VDC
Count Frequency	-	-	100	KHz

HYBRID STEPPER MOTOR 573S20-EC

Encoder Connector:



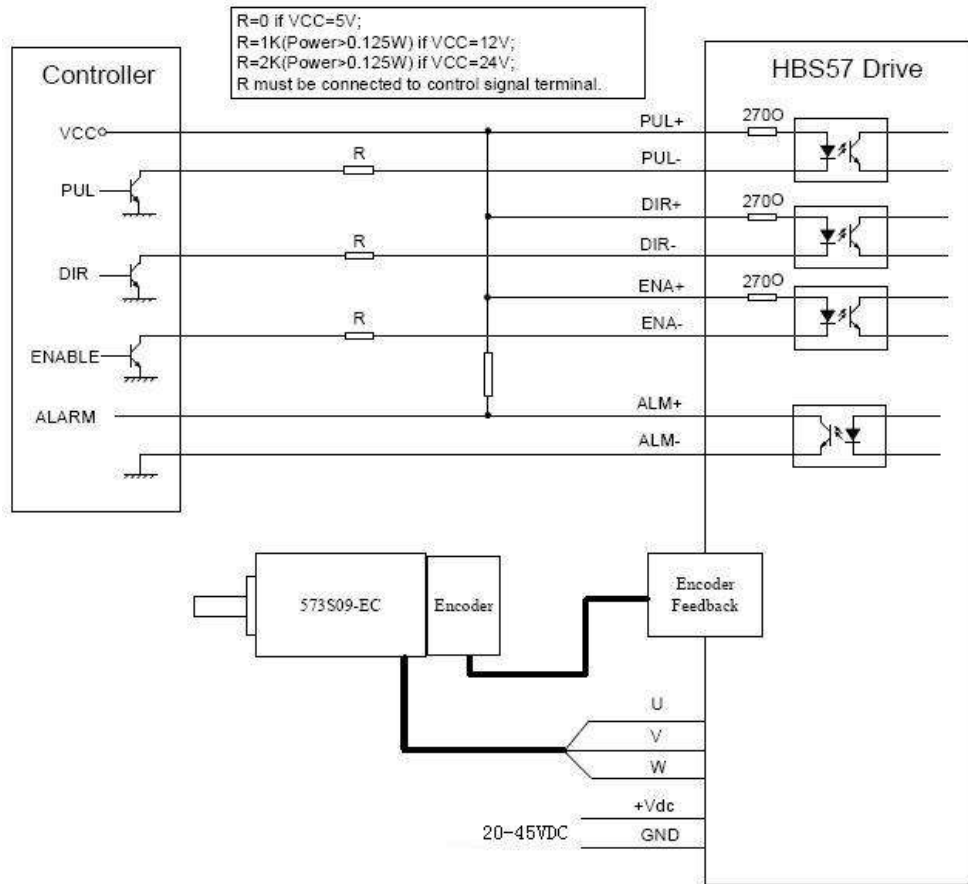
Pin	Name	Color	I/O	Description
1	EA+	Black	O	Encoder channel A+ output
2	EB+	Yellow	O	Encoder channel B+ output
3	GND	White	GND	Ground
4	NC	-	-	Not Connected
5	NC	-	-	Not Connected
6	FG	-	-	Ground terminal for shielded
7	NC	-	-	Not Connected
8	NC	-	-	Not Connected
9	NC	-	-	Not Connected
10	NC	-	-	Not Connected
11	EA-	Blue	O	Encoder channel A- output
12	EB-	Green	O	Encoder channel B- output
13	VCC	Red	O	+5V power input.
14	NC	-	-	Not Connected
15	NC	-	-	Not Connected

Cable:

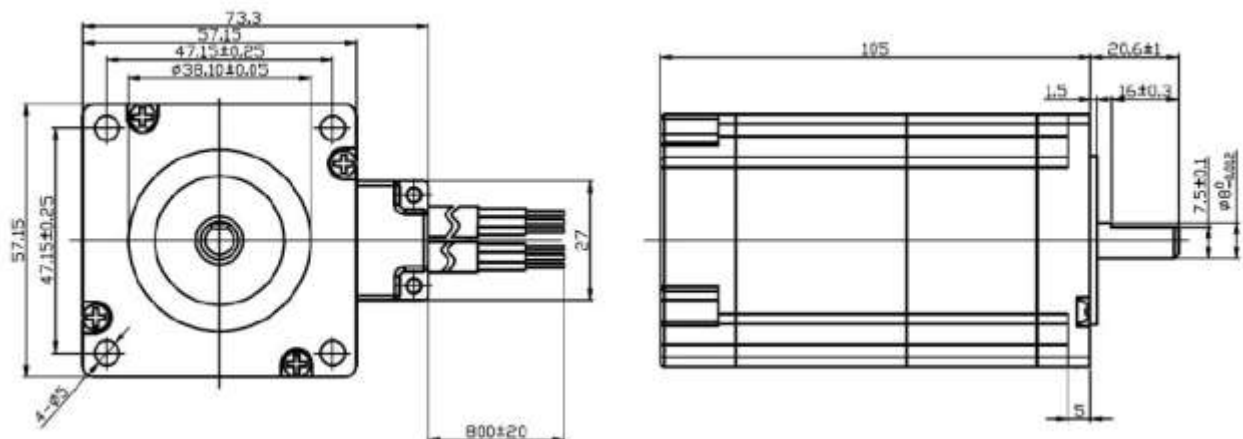
Model	Motor Cable			Encoder Cable		
	Standard*	Extension		Standard*	Extension	
	Length	Length	Part Number	Length	Length	Part Number
573S20-EC-1000	0.55m	**	**	0.55m	3m	CABLE-ENCODER-03
					5m	CABLE-ENCODER-05

HYBRID STEPPER MOTOR 573S20-EC

Typical Connection:

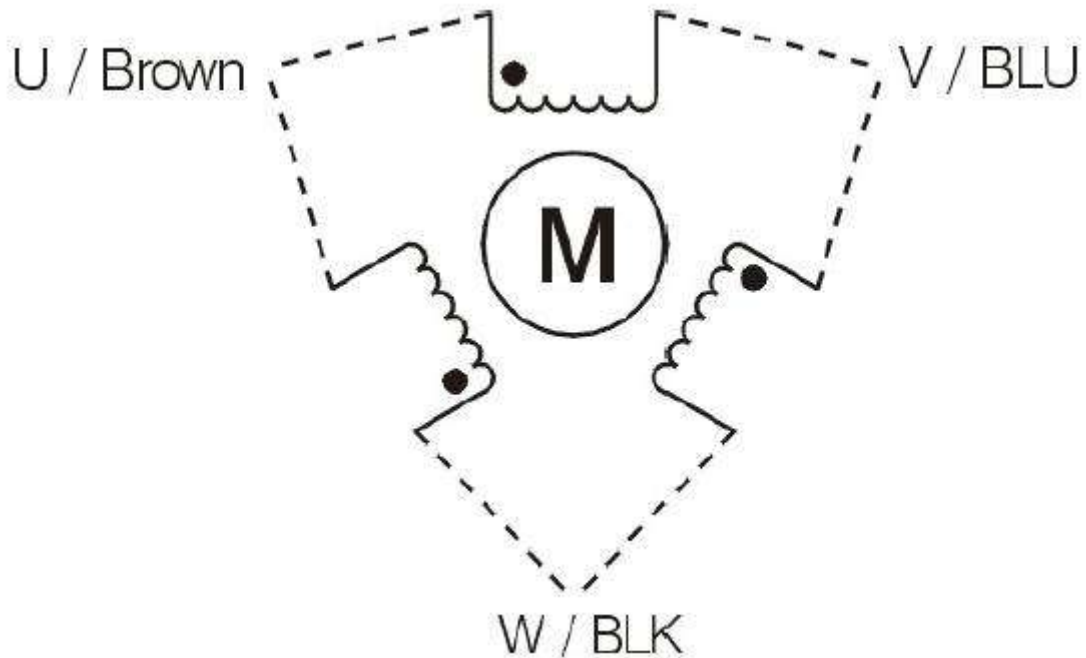


Mechanical:



HYBRID STEPPER MOTOR 573S20-EC

WIRING:



SPEED TORQUE CURVE:

573S20-EC

